

Industrial **chain slider** operators.

2019

gds
gate drive systems australia


Nice

Chain Sliders

GDS 630CH HD (HEAVY DUTY), GDS 630 CH



Industrially powder coated cover



Single phase 240v inverter and chain driven sliding gate operators are designed to provide the force and intensity of a 3 phase motor with the convenience of single phase input. Chain Sliders are perfect for uneven ground, long/heavy gates (approx. 2 tonnes) that bending may occur during hot weather.

Chain sliders

- inverter driven with a powerful microprocessor control board which allows maximum functionality which means they are easily adjustable ramp up/ramp down, opening/closing speeds for the ultimate experience in gate automation
- 100% duty cycle
- cast iron industrial grade gearboxes

Smart inverters for functionality

ACCESSORIES



A BUMP 1.5 KIT

Sensitive Edge Safety Strip High Mechanical edge/aluminium profile 1.5m in length.



FT 210 NICE

Optical device, with wireless transmitter to secure on movable leaf, horizontal adjustable through 210° and 30° vertically for an automation according to standards.



F 210 NICE

Synchronised photocells horizontally adjustable through 210° and 30° vertically -simply perfect installations.



A PE NIR-50 REFLECTIVE PE

12-24VDC
24-240VAC



RN6D

Heavy duty nylon rack 6 lugs down.



TX FOB43304

4 Channel Pentafob transmitter hardwearing and durable.

Application
Use with receiver boards.



S CCT CB6

ATA Cb6 board
A circuit board to suit a range of 240 volt applications.



A LD ULTRA DIN

Ultra DIN Loop Detector 9-30V DC (12-24vdc/24vac)

Application
Loop Detectors for sensing traffic presence.




S .75KW WEG INVERTOR



S .75Kw L510S

Teco inverter drive



S-F/L REL

Flashing light relay for CB6



S GSM G-2000

Elsema GSM



S WL AMBER

12-24VDC
24-240VAC



S BUZZER

12-24AC/DC



S POWER SUPPLY

240VAC-12VDC

TECHNICAL SPECIFICATIONS

MODEL	GDS 630 CH	GDS 630 CH HD
Motor Power	750 w	1100 W
Gate Size Max	630mm/sec variable speed	630mm/sec variable speed
Input Power	240V 10A	240V-10A

TECHNICALITIES

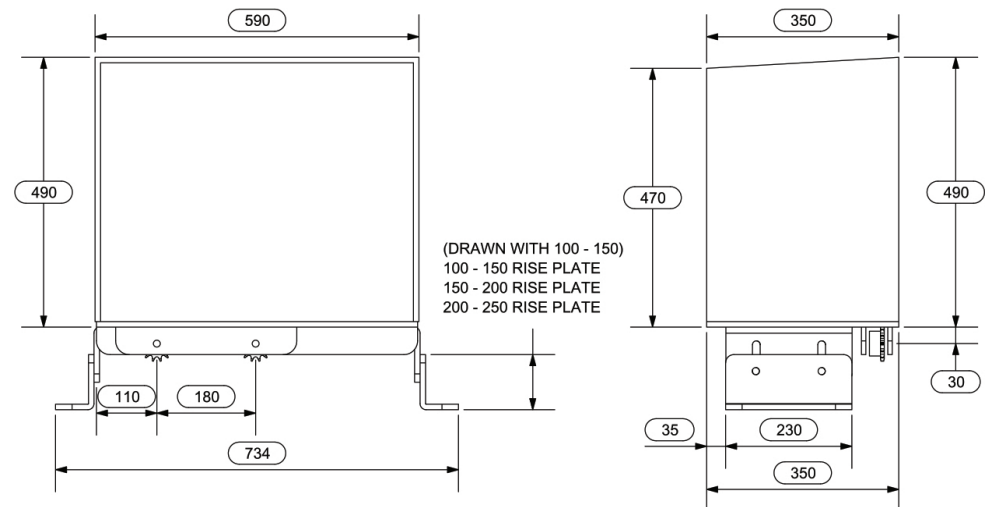
Includes chain mounting bracket and holders

It's recommended that chain supports are installed at a maximum of one metre apart

Unit is fixed by bolting the mounting plate with four M12 masonry anchor bolts

Chain sold separately

DIMENSIONS





Residential, commercial and industrial systems for the automation and control of gates and barriers

Nice residential systems providing integrated management using smart and intuitive interfaces: practical, functional and elegant solutions to help you enjoy your living spaces to the full.

Nice Australia produce industrial quality GDS products designed and manufactured in Australia, for Australian conditions. Gate drive systems are 100% duty cycle with intelligent inverters that allow the installer a vast amount of options.

The products are underpinned by exceptional service and support direct from the Australian manufacturer.

Nice

Nice Australia
8 Bennet Ave
Melrose Park SA 5039
1300 00 NICE
niceforyou.com/au



Nice cares for the environment.
Using natural paper it avoids
excessive use of raw materials
and forest exploitation.
Waste is reduced, energy is saved
and climate quality is improved.

gds
gate drive systems australia